



**CALLAGHAN
COLLEGE**

Online Learning

Tips to support parents

Overview

This presentation covers the following:

- Tips for parents for structuring learning from home
- Home learning expectations for students
- Parent instructions for using Canvas, our online learning platform
- Instructions for accessing Office 365 for creating documents and saving work
- Supports available at school – contacting learning and support staff and school counsellors

Supporting your child's learning at home

Tips for parents

Establish routines and expectations

- Encourage your child to stick to normal bedtime routines and set regular hours for school work
- Use your child's timetable to structure their day of learning at home, including breaks for food and activity
- Encourage your child to log onto Canvas by 9am each day ready to start period 1

Define a space for your child to work in

- Try to create a quiet and comfortable learning space for your child. Ideally, this should be in a family space so you can continue to monitor your child's learning

Supporting your child's learning at home

Tips for parents

Monitor communications from teachers and the school

- You can check teachers' communications with your child as a Canvas Observer on the Canvas Learning Platform (see slides 7 to 21).

Start and end each day with a check in

- In the morning ask: what are your subjects are you doing today? How will you be spending your time? What support do you need?
- In the afternoon ask: what did you learn today? What went well today? What was difficult? Did you make contact with your teachers? Do you need help with anything?

Encourage your child to keep in touch with their friends via telephone, email or social media (where appropriate)

Home learning expectations for students



CALLAGHAN COLLEGE

Collaborating to
empower learners

LEARNING FROM HOME STUDENT EXPECTATIONS



Parents – please discuss these expectations with your child

The school has emailed this document to your child too.

Accessing Canvas

Tips for parents



How do you get onto Canvas

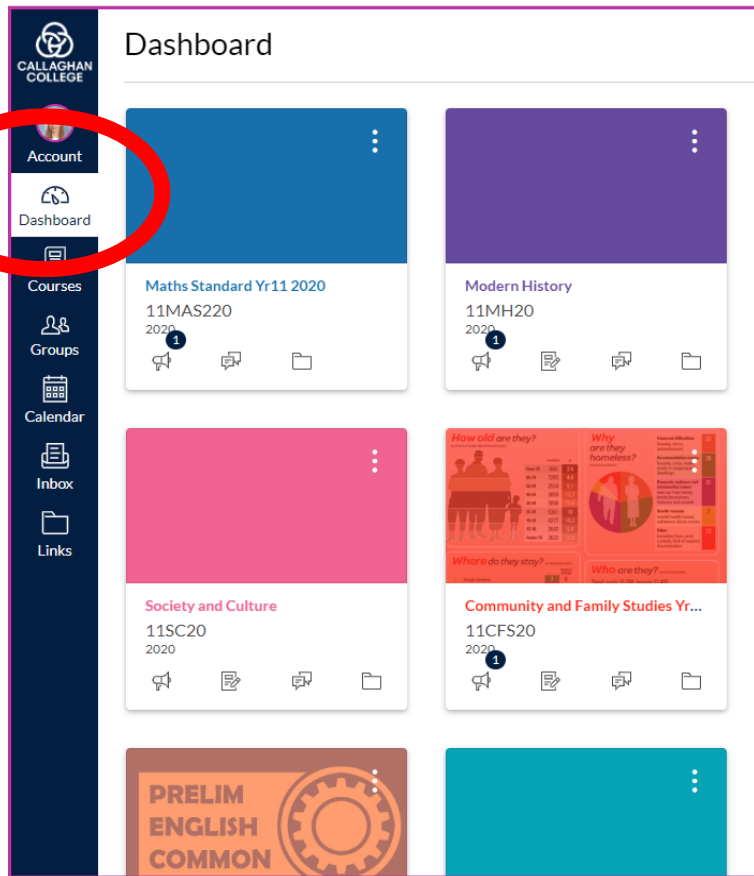
- Through the school website
<https://jesmondcch.schools.nsw.gov.au/>
- From the Homepage – click on the quick links “Canvas for Parents”
- Login using the email address if you already have an account
- If you haven't used Canvas as an Observer before, please visit <https://bit.ly/33FAQx7> for a step by step guide



Tip: Use Chrome as your web browser. Canvas does not operate properly with internet explorer

Dashboard

Your main navigation landing page in Canvas.



Your Dashboard shows all your child's subjects, eg:

- Maths
- PDHPE
- English
- History
- Geography
- Science
- CAPA
- TAS

Courses

All subject areas provide the same information on course homepages for consistency.

Navigation Tabs on left hand side

- Calendar – outline of what your child needs to do each lesson
- Students and parents can contact teachers through their inbox

Lessons activities may include:

- Research activities
- Discussions
- Questions and answer
- Quizzes

CALLAGHAN COLLEGE Jesmond

11SC20

2020

Home

Announcements

Assignments

Discussions

Marks

Pages

Files

Syllabus

Outcomes

Modules

Collaborations

Class Notebook

Chat

Google Drive

Office 365

Badges

HSIE

PRELIMINARY SOCIETY AND CULTURE

Calendar

Assessment Schedule

Syllabus

Homework and Revision

Course Description

Society and Culture develops social and cultural literacy and a clear understanding of the interactions of persons,

Discussions

What is a discussion?



‘Discussions’ is a tool on Canvas which outlines a lesson and allows discussion between teachers and students.

Teachers use the discussion tool to provide step by step instructions on how to complete a lesson activity and pose questions to students.

Students are encouraged to participate and ask questions if they need support with a learning activity.

Tip: remind students that the same rules apply as in the classroom. Discussion comments must be on task, respectful and learning related.

Office 365

Creating and saving documents



Microsoft Office 365

Using Word, PowerPoint, Excel etc. online

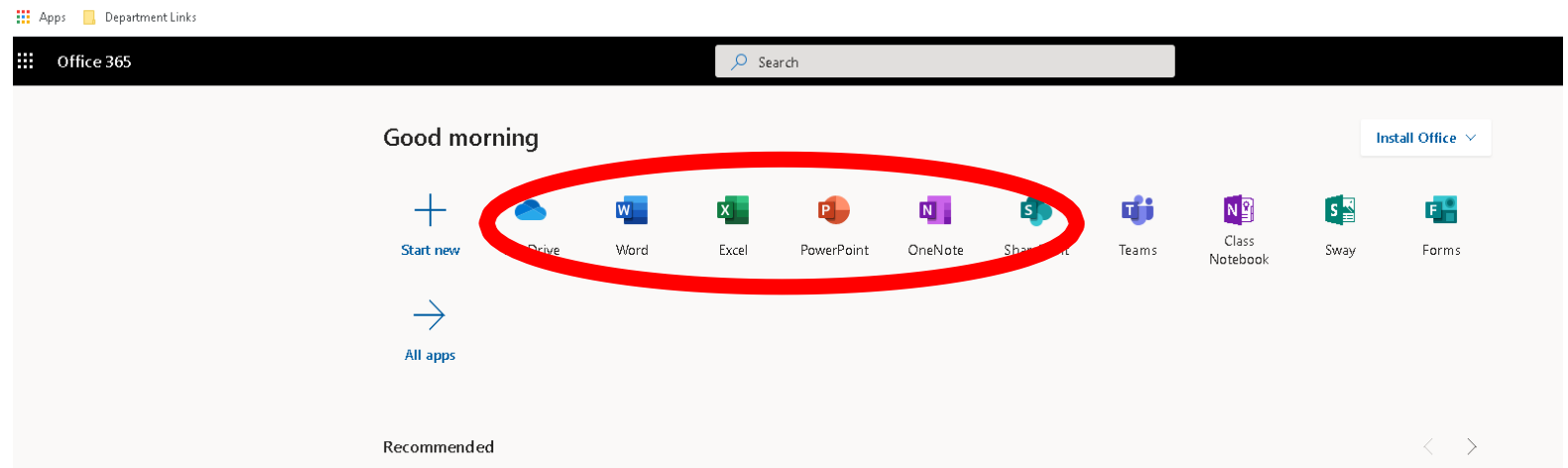
The online versions of Word, PowerPoint and Excel are available to students at no cost through Microsoft Office 365. This allows students to create Word documents, Powerpoint presentations etc online and to store their work online.

Students can follow the steps below to access Office 365:

1. Google "Office 365"
2. Click the link to Microsoft Office 365 (first link)

3. Click sign in.

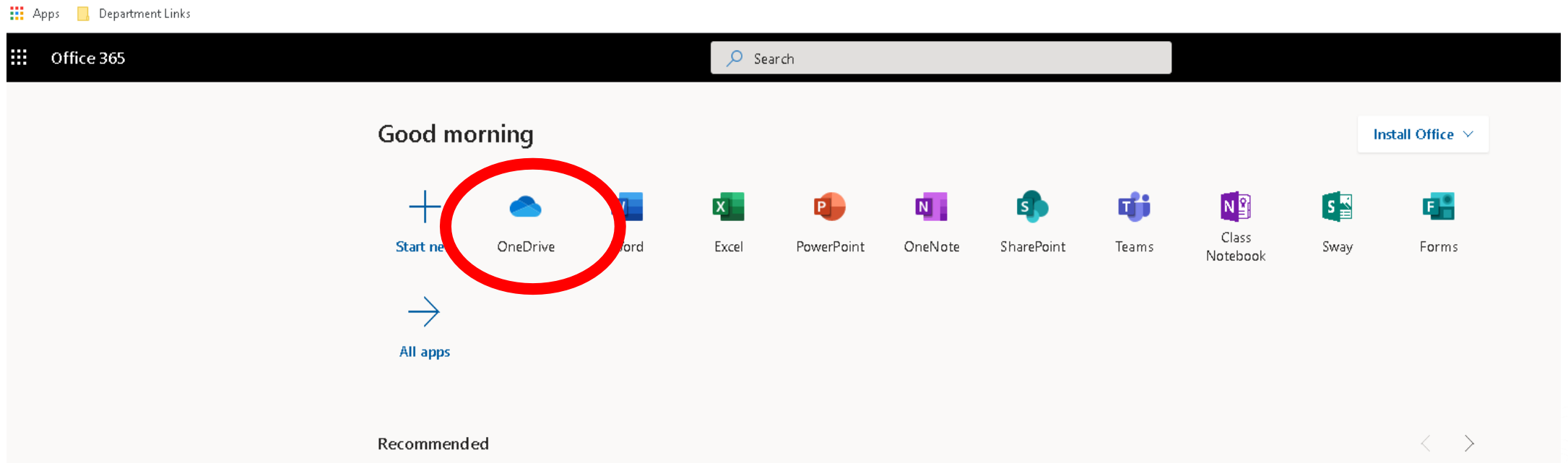
Note: Students need to use their school portal email address and password to login (username: Username@education.nsw.gov.au)



Where should students save their work?

OneDrive Instructions

OneDrive is also available in the Microsoft Office 365 suite. OneDrive provides unlimited online storage. Students can drag and drop work into folders as well as share documents with classmates and their teachers to collaborate and gain feedback.



Need support?

Accessing teachers, learning and support staff and counsellors

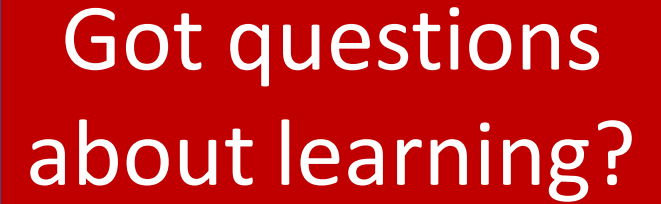


Support for learning

Teachers are available during school hours

Contact teachers directly via the Canvas inbox.
If that's not working, please contact our office:

- Phone: 02 4952 3922
- Email: jesmondcc-h.school@det.nsw.edu.au

A red speech bubble with a white border, pointing downwards and to the left. It contains the text "Got questions about learning?".

Got questions
about learning?

Other support?

Learning and Support staff and counsellors are available during school hours

If your child is feeling overwhelmed please reach out:

You can make a phone appointment with a learning & support teacher or school counsellor by contacting our Front Office.

We are also working on making these staff available on Canvas – stay tuned.



Other support resources

The Department of Education's Home Learning Hub

- <https://education.nsw.gov.au/teaching-and-learning/curriculum/learning-from-home/advice-to-parents-and-carers>

[Home](#) > [Curriculum](#) > [Learning from home](#)

Learning from home

Learning from home

Learning from home refers to the ways schools will maintain teaching and learning in the event of a prolonged school closure or student

[Key information](#)

